

Legend

	EXISTING PLATFORM BEING EXTENDED IN WIDTH BY 1.8m
	1100mm FENCING
	1800 mm FENCING
	1100mm HIGH FENCE WITH HANDRAIL



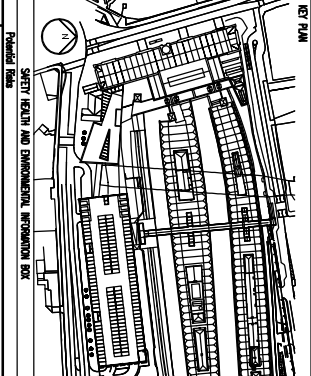
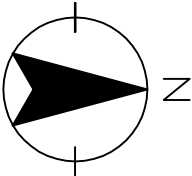
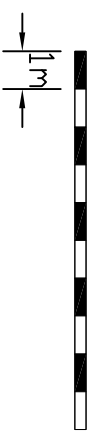
Photo of existing Platform 6 fence



Photo from Queens Road

SCALE:

1:200 @ A3
1:285 @ A4



1. The general contractor is responsible for the verification of all dimensions on site and the architect is to be informed of any discrepancies. Do not scale from this drawing.
2. The signal control copy of this drawing is held at the office of Pascall+Watson Limited.
3. All existing building dimensions and levels taken from survey information unless stated otherwise.

NOTES
1. The general contractor is responsible for the verification of all dimensions on site and the architect is to be informed of any discrepancies. Do not scale from this drawing.
2. The signal control copy of this drawing is held at the office of Pascall+Watson Limited.
3. All existing building dimensions and levels taken from survey information unless stated otherwise.

REV	DATE	BY	DATE	BY	DATE	BY	DATE
P04	10.12.13	GP	10.12.13	MH	20.08.13		
P03	29.08.13	GP	29.08.13	MH	29.08.13		
P02	15.08.13	GP	15.08.13	MH	15.08.13		
P01	07.08.13	GP	07.08.13	MH	07.08.13		
ISSUED FOR INFORMATION							
COMMENTS							
DRIVEN BY	RC	APPROVED BY	MH	DATE	03.08.12		
SOULS & AS	ISSUE OFFICE	PWA	PROJECT NUMBER	4168			

FOR INFORMATION

Taylor Woodrow Construction Ltd
Imperial House
Watford
Hertfordshire
WD17 2JH
Tel: +44 (0)1923 233433
http://www.taylorwoodrow.com

NOTTINGHAM STATION

IMPROVEMENT TO FOOTPATH 28 DIVERSION ROUTE
BETWEEN THE RAMP AND QUEENS ROAD



Architect
Pascall+Watson architects
5 Courton Court, 118 Fulving Slope Road London SW15 2ND
Telephone +44 (0)20 8874 3354
www.pascall-watson.co.uk
This drawing is issued on behalf of Pascall+Watson architects limited
DRAWING NUMBER
VA00008-PWA-SKT-GEN-AR-3/10018
P04